

DECKLINX HIDDEN DECK FASTENER

FastenMaster DeckLinx™ collated clips deliver a fast and secure installation, compatible with all major decking boards and backed by FastenMaster's lifetime warranty.

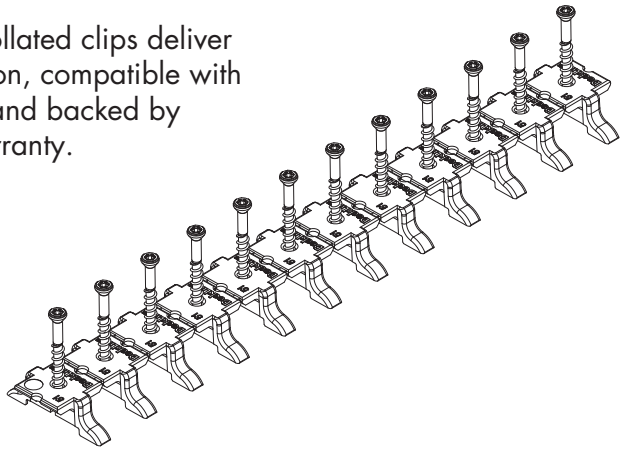

FastenMaster DeckLinx™ Hidden Deck Fastener

BOARD COMPATIBITLY

BOARD	COMPATIBLE
Trex	✓
Deckorators	✓
Fiberon	✓
MoistureShield	✓
TimberTech	✓
Pressure Treated Wood	x
Hardwoods	x

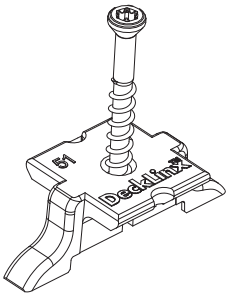

** For boards not listed, please contact the FastenMaster technical team at 800·518·3569.*

WARRANTY

When installed in accordance with the FastenMaster DeckLinx Installation Instructions, DeckLinx is covered by our lifetime warranty. Refer to the FastenMaster Limited Warranty found at FastenMaster.com for both of these documents.



It is important to note the board manufacturer's warranty covers the performance of the deck boards and does not limit FastenMaster's coverage of the fasteners. The Magnuson Moss Warranty Act restricts board manufacturers from limiting their own warranty coverage based on selection of a fastener other than their own.

In the event of a board failure, the board manufacturer's warranty will remain valid. In the case of a fastener failure, FastenMaster's warranty covers the connection for the life of the project.

PERFORMANCE

UPLIFT

Uplift testing confirms that DeckLinx creates a strong connection with the board groove, withstanding both vertical and lateral loads without damage to the clip or board. Wind uplift performance of this clip has been independently tested and found to far exceed the code benchmark of 125 pounds per square foot of load in leading deck boards.

UV & CORROSION

The DeckLinx screw is made of 305 stainless steel for resistance to most exterior corrosive environments. Not for use within 1,000 feet of saltwater. The base is made of UV and chemically resistant polymer, free from fading, and brittle failure due to exposure.

IMPORTANT INFORMATION

- Board manufacturer guidelines must be followed to meet warranty requirements.
- System intended for use in wood framing. Not for use in metal framing.
- For a full written warranty or technical assistance contact FastenMaster at 800·518·3569 or visit FastenMaster.com.

INSTALLATION INSTRUCTIONS

Scan code for DeckLinx Installation Instructions

STEP 1



Position DeckLinx clip in board

STEP 2



Drive the screw half way down

STEP 3



Separate remaining clips from strip

STEP 4



Install the next deck board

STEP 5



Tighten the screw to secure boards

FM26275 (1126)

FastenMaster PRO Driven

FastenMaster® and FastenMaster DeckLinx™ are trademarks of OMG Building Products LLC.
Patent information: fastenmaster.com/patents. Copyright © 2026. All rights reserved.
OMG Building Products LLC, 153 Bowles Road, Agawam, MA 01001 800·518·3569 FastenMaster.com