

FMMINICAT-ZIP (0126)



The Next Generation of Hidden Deck Fastening

FastenMaster ZipClip™

Hidden Deck Fastener

The **Next Generation**
of Hidden Deck Fastening

First Time User Program

Buy 600 SF of ZipClips → Receive FREE ZipStick & Gapper Tools



Buy 600 SF of ZipClips & receive:
 (2) FREE boxes of Gapper Deck Board Spacer
 (1) FREE ZipStick Stand-Up Installation Tool



SCAN for information on the
First Time User Program
 Offer valid until July 01, 2026

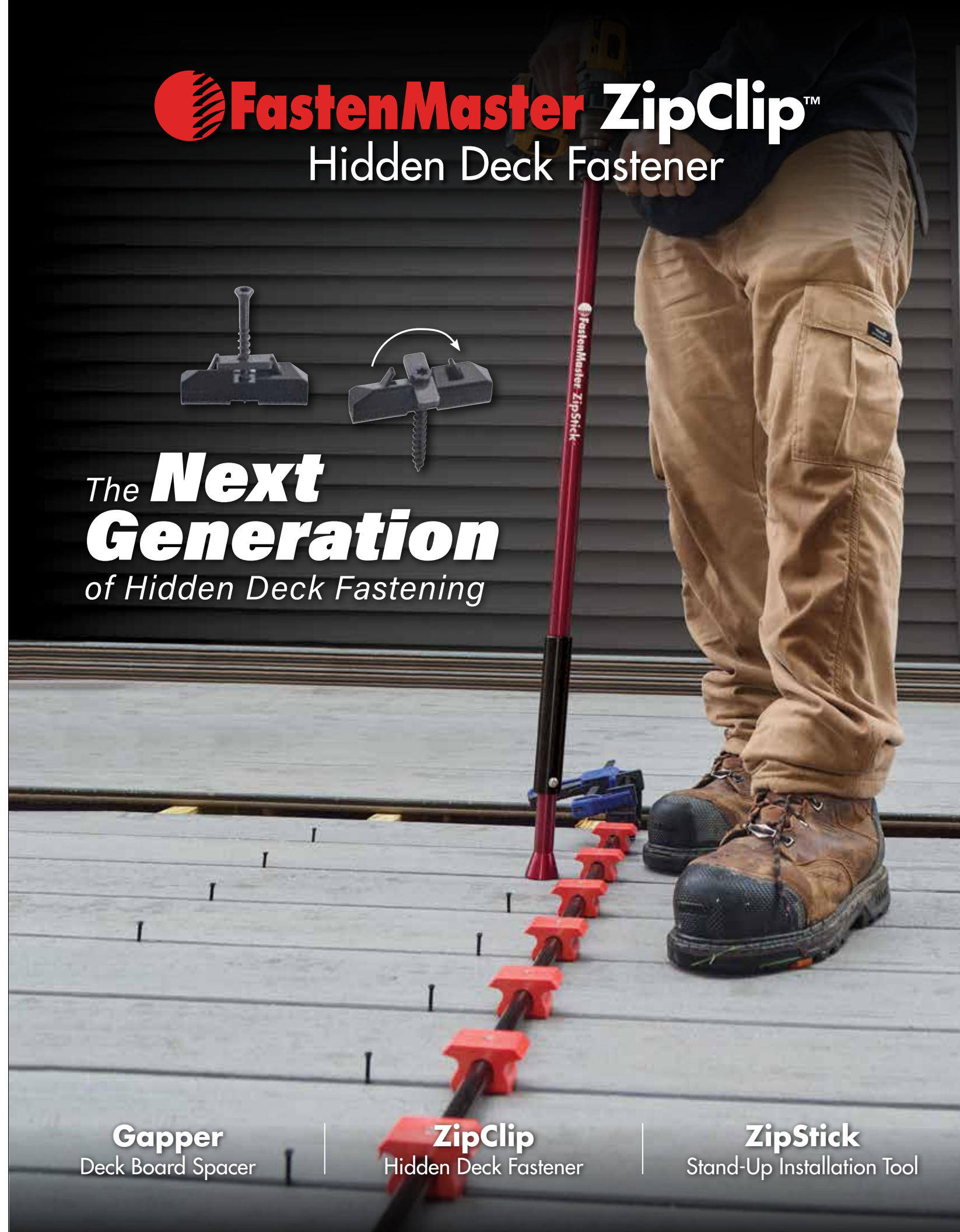


FastenMaster.com 800-518-3569

Gapper
Deck Board Spacer

ZipClip
Hidden Deck Fastener

ZipStick
Stand-Up Installation Tool



FastenMaster ZipClip™

Hidden Deck Fastener

Working hand in hand with PRO contractors, FastenMaster has developed the first hidden fastening system that delivers precision accuracy without compromising installation speed.



Fastest Installation

Engineered for speed with an optimized process that reduces steps, minimizes frustration, and gets PROs off the jobsite faster



Precision Accuracy

Gapper perfectly spaces boards, ensuring consistent, uniform gaps across the entire deck for a flawless, professional finish



Versatile Clip Design

A single clip design that locks in quickly and can be backed out or repositioned when board alignment needs fine-tuning



Lifetime Performance Guarantee


Durable, corrosion resistant materials provide long-term peace of mind and zero-maintenance confidence

Three-Step Installation Process

Gap Position the FastenMaster Gapper between boards to establish consistent spacing before fastening.

Set Insert and align multiple ZipClips along the joist or blocking once the boards are placed and gapped.

Drive Use the ZipStick with a variable-speed drill to drive the screws and lock the ZipClips into place.



FastenMaster Gapper



FastenMaster ZipClip



FastenMaster ZipStick




Competitive Comparison Chart



ZipClip Hidden Deck Fastener		Competition	
Installation Efficiency	The Gap, Set, Drive process of installing ZipClips unlocks potential for unmatched installation efficiency	★ ★ ★	★ ★ ☆
Precision Gapping	Gapper provides consistent board spacing for a more accurate gap without the risk of board buckling or damage	★ ★ ★	★ ☆ ☆
Clip Versatility	No need to tilt boards or slide clips when installing ZipClip in tight spots, like the last board against the house – just insert clips in the gap	★ ★ ★	★ ☆ ☆
Clip Removal	Replace a clip mid-field without the need to tilt boards or slide clips – ZipClip backs out smoothly right through the board gap	★ ★ ★	★ ☆ ☆
Warranty & Support	ZipClip is warrantied for the life of the project and backed FastenMaster's expert team for reliable support and expertise	★ ★ ★	★ ★ ☆

Step 1 – Gapper – Spacing the Boards



Precise Installation:

- Tightening tabs pull fixed end spacer in using a bar clamp
- Adjustable spacers slide in slots to account for board width variations and enabling easy insertion between boards
- 4 additional spacers per pack

Fast & Easy to Use:

- End spacer and tightening tabs are easy align to start process
- Adjustable Spacers slide in Spacer Slots allowing spacer movement for board width variations
- Tightening Tabs pulls ends tight with bar clamps to precisely create board gapping

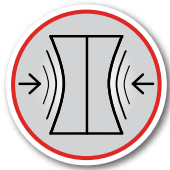
Materials:

- Made of rigid materials for durability
- Lightweight and easy to use
- Additional spacers included



Precision Accuracy

Integrated spacing features ensure every board locks in with consistent, uniform gaps, giving the entire deck a clean and professional look from edge to edge.



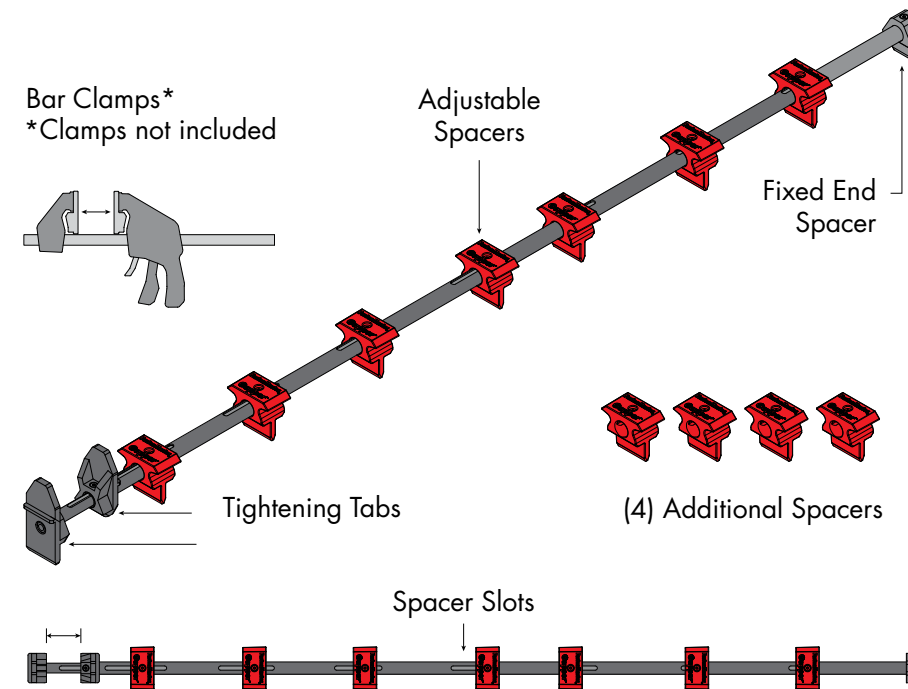
Fail-Safe Tension

Engineered tension keeps clips firmly seated and prevents over-pulling, protecting boards from stress, warping, or damage while maintaining secure placement throughout installation.



Lightweight & Durable

Constructed from high-strength, corrosion-resistant materials that stay light in the hand but tough on the job, delivering reliable stability and longevity in any environment.



SKU	Packaging Quantity
FMGAPPER-2PK	2 Gapper tools, 4 additional spacers

FastenMaster ZipClip™

Hidden Deck Fastener

Gap, Set & Drive

FastenMaster
ZipClip Hidden Deck Fastener



1) Space boards with Gapper



2) Place ZipClips in board gaps



3) Install clips with ZipStick

FastenMaster
Gapper Deck Board Spacer



FastenMaster
ZipStick Stand-Up Installation Tool



FastenMaster ZipClip INNOVATION

ZipClip positioned

ZipClip installed



See the fastest
installation of
grooved decking
in action

Step 2 – ZipClip – Setting the Clip



Fastener:

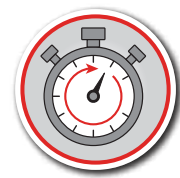
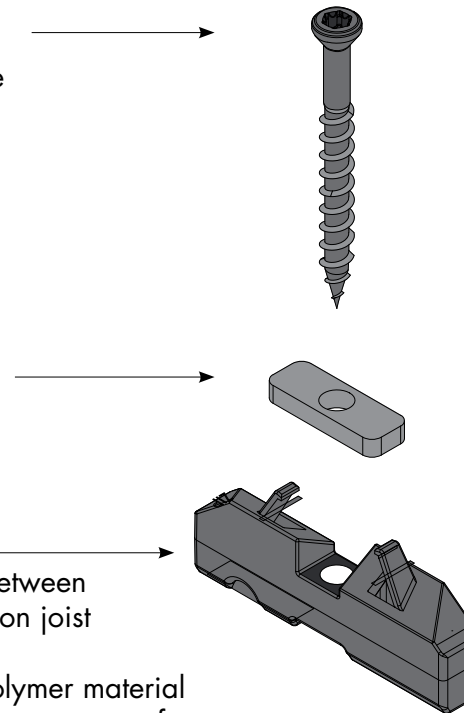
- Corrosion resistant stainless steel for long term performance
- T15 drive system for wobble-free installation
- 1-5/8" fastener for secure engagement into the joist

Rotating Blade:

- Made of 304 Stainless steel for long term durability
- Preset in the body of the clip
- Rotates into place as the fastener drives down into joist locking boards into position

Polymer Base:

- Houses fastener/clip and fits between deck boards to precisely align on joist before installation of clip
- Made of professional grade polymer material
- UV and chemical resistant for long-term performance



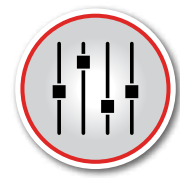
Fastest Installation

Clips slide easily into position after the boards are laid out, letting installers set spacing first and fasten second; eliminating the slow awkward process of aligning clips as you go.



Versatile Clip Design

One universal clip handles a variety of substructure conditions, including flat blocking, double joists, and hard-to-reach areas so crews don't need multiple types of clips.



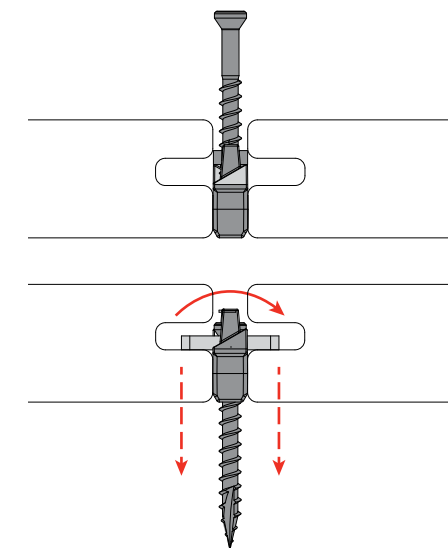

Effortless Adjustment

Designed to make real world installs easier, the clip backs out smoothly for quick board adjustment or replacement—perfect for correcting misalignment without damaging the deck surface.



Universal Compatibility

For Trex, Deckorators, Fiberon and more




ZipClip placed in between deck boards

Blade rotates 90° when installing to secure deck boards



SKU	Coverage	Packaging Quantity
FMZIPCLIP-100	100 SF	180 ZipClips, (1) T15 Driver Bits
FMZIPCLIP-300	300 SF	540 ZipClips, (2) T15 Driver Bits
FMZIPCLIP-500	500 SF	900 ZipClips, (4) T15 Driver Bits

Step 3 – ZipStick – Driving the Clip



Ergonomic:


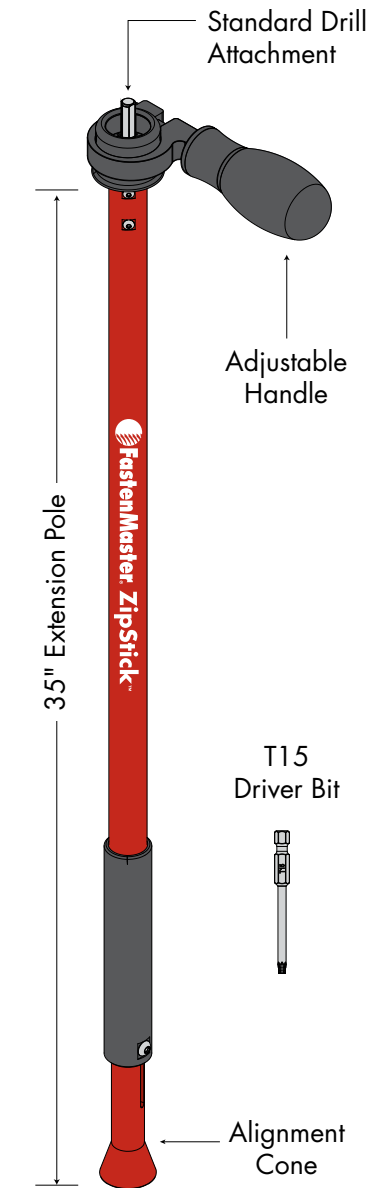
- Handle rotates for comfort
- 35" extension pole provides comfortable stand-up installation

Adaptable:

- Drill attachment is compatible with all standard variable speed cordless drills

Faster Installation:

- The alignment cone feature is designed to guide the screw of the pre-positioned clip screw into the chamber and engage with driver bit
- T15 drive system allows wobble-free installation



Stand & Drive

Ergonomically designed to allow installers to engage and drive clips from a standing position, reducing fatigue, improving speed, and eliminating back-strain.



Lightweight & Durable

Built from rugged, high-strength materials that stay light in hand but tough on the jobsite, delivering dependable performance and longevity through repeated daily use.



Universal Compatibility

A universal connection point fits virtually any variable-speed drill, giving contractors the flexibility to use the tools they already own while ensuring smooth, controlled fastening.



SKU	Packaging Quantity
FMZIPSTICK	1 FastenMaster ZipStick, 1 T15 Driver Bit